



Cultivate Advisors®

Recruiting Your “A” Team

The Goal:

To find 3 insights on how to increase your ability to bring in the next level of talent to your organization.

A goal
without a plan
is just a wish.

Larry Elder



Recruiting Hat



“Hiring the right people takes time and money, hiring the wrong people always costs you more.”

~ Anyone That Has Ever Hired the Wrong Person

Today's Roadmap

- Three Important Prep ?'s
- Selecting Top Talent For Interview
- Selling Top Candidates
- Behavioral Analysis For Final Selection
- 2 Most Common Mistakes

Why is This Skill Important

Cost of Hiring at \$50, \$100 or \$200		
Task	# Needed	Hours
Names	50	3
Voice Mails	25	3
Phone Screenings	12	6
Live Interviews	6	12
Offer Letters	2	2
Paperwork	1	2
Training	1	80
Coaching	1	20
Post Leadership	12	12
Total	N/A	140

1 Employee	5 Employees	10 Employees
\$7,500	\$37,500	\$75,000
\$15,000	\$75,000	\$150,000
\$30,000	\$150,000	\$300,000

***Doesn't include loss of culture,
earnings of employee paid out**

Cultivate Advisors®

Recruiting is not Luck



When to Hire

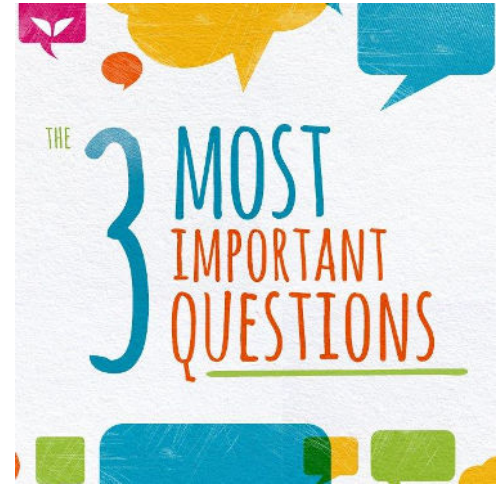
Capacity
vs
Opportunity



Three Important Prep ?'s

1. Are You Ready To Hire?

- KPI's, goals & 90 day metrics
- Leadership systems set up
- Training plan / program
- Reward planner built
- Cash-flow to support
- Recruiting process, budget & timeline



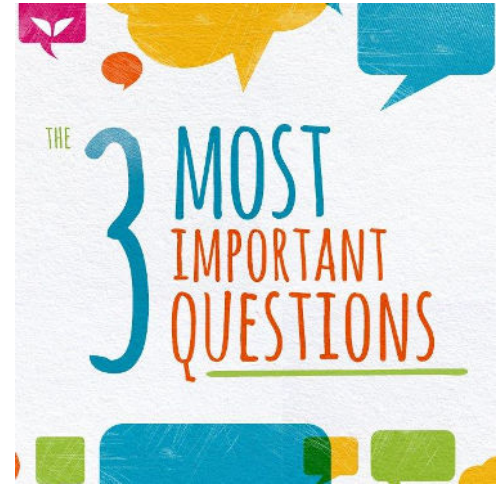
Compensation

- Value of Hiring Up
- Market Vs Talent Cost



2. Is Your Organization Persona Locked In?

- Background experience required
- Technical tasks – easy to coach this
- Attributes – hard to coach this
- Traits - deal breakers
- Culture fit



The Raw Materials - Attributes

- Preferences
- Different for different roles
- Leaders preference
- *Examples: Attainment or Leadership*



The Raw Materials - Traits

- DNA of the person
- You don't want to try and teach
- Examples: Tenacity, Values, or Introspection



3. Where will you find your ideal candidate?

- Every role can be different
- Common jobs posted on Indeed
- Ideally find people with jobs
 - LinkedIn
 - Referrals & Networking
 - Talent Agencies
- More candidates commonly needed



Should I Outsource It or Have A Recruiter?

Process	Activity Goal	Unit Time (hr)	Total Time (hr)
Hire	2	0.5	1
Interview	7	2	14
Screening Call	14	0.5	14
Qualified Applicant	23	0.15	3
Name	115	0.5	58
			90h

What is the value of
your time?

90 hrs x \$50 = \$4,500

90 hrs x \$300 = \$27,000

Selecting Top Talent For Interview

Your Deal Breakers

- Technical Skills
 - Experience
 - Education
- Logistics
 - Car, Location
- Key Traits & Attributes

Cultivate [Advisors](#)®



1. Have Resume Rules & Don't Bend On Them



3. Use an Assessment

A.) Use Personality Index or other type of assessment

B.) Have predetermined desired results to weed out quickly

Factor A

Measures the drive to exert influence on people and events.

DOMINANCE

Unselfish ... Accommodating

Self confident....Independent

Factor B

Measures the drive for social interaction.

EXTROVERSION

Reserved...Thoughtful

Empathetic...Understanding

Factor C

Measures the intensity of a person's tension and pace.

PATIENCE

Sense of Urgency

Patient...Consistent

Factor D

Measures the drive to conform to formal rules and structure.

FORMALITY

Uninhibited...Informal

Conscientious...By the Book

A top-down view of a dark, textured wooden surface. In the center, seven light-colored wooden blocks are arranged horizontally to spell out the word "SELLING" in a serif font. The second 'L' block is highlighted with a yellow border. Surrounding this central row are several other wooden blocks, some of which are also arranged to spell out words like "QUALIFY" and "WELL" in a circular pattern around the edges of the frame.

SELLING

Top Candidates

Your Interview

- Professional setting: no coffee shops
- Dress code
- Be prepared
- On time
- Deliver on promises
- Create opportunities to do so

Focus on Fit

- First Priority: Is this a fit for them? Not you
- Be honest if there is or not
- Benefits:
 - Job Satisfaction
 - Retention
 - Performance
 - Culture



Selling in Interview – 20 Minutes Minimum

First: Needs Analysis 8m

Second: Helicopter Tour 8m

Third: Confirm Benefits 4m

First: Needs Analysis (8m)

Questions to ask

- *What interests you about the job?*
- *What have you liked/disliked about past roles?*
- *What do you like/dislike about your current role?*
- *Why do you think you would like to be a part of the team?*

Probing

- *What sounds rewarding about working with the senior population?*
- *What is it about challenge that you find rewarding?*

Validate

- *What I am hearing you say is ____ is important to you. Is that right?*

Second: Helicopter Tour (8m)

Overview of
the Role

Highlight features
that match their
needs



Third: Confirm Benefits (4m)

“From what I just described, how do you think this position could help you?”

Conditional Closing

“Assuming your spouse says they are okay with the commute time - would you want this role?”

“Assuming my partner is okay with the delayed start day we discussed - would you be ready to go to start October 15th or is there anything else that needs to be sorted out?”

“If we were to offer you the role, is it something you would be ready & excited take?”



Quick Chat

What Can You Not Forget So Far From
This Webinar? (1 of your insights captured)

Behavior Analysis For Final Selection

A Behavioral Interview - 40 Minutes Minimum

Past performance is the best indicator of who they are. Future explanations is often who they want to be.

Their Helicopter Tour (10m)

Overview of
the Past


Identify specific
stories to utilize



Get REAL With 3 Attributes / Traits (30 Min)

- Take story to break apart to measure attributes and traits (10 Min. Each)
- Its an onion, probe 5 layers deep
- Remember, past behavior not future beliefs
- Connect references to stories





Remove Your Emotion

- Your Gut is NOT Scalable, Must Be Able to Compare
- Have Numerical Rating System (ie. 1 – 5)
- Minimum score requirements, most points win

Two Biggest Mistakes

1. Position of Strength

People want what
they fear they may
not be able to get



Position of Strength Options

- Say “If we decide there is a fit...”
- Provide hard feedback & analyze response
- Be candid in your excitement
- Share you have options

2. Partner for Retention

People need to know their potential direction, for better or worst



Partnering Options

- Walk through potential tracks to take
- Ensure clear expectations on performance
- Try talking them out of role - worst parts
- Validate value in role for them per needs

Today's Roadmap

- Three Important Prep ?'s
- Selecting Top Talent For Interview
- Selling Top Candidates
- Behavioral Analysis For Final Selection
- 2 Most Common Mistakes

“Your company is as good as your worst employee”

~ Your Angry Customers Perspective



Recruiting Your “A” Team

1. Choose Next Steps
2. Submit Final Questions
3. Biggest Takeaway in Chat